


TECHNICAL



RIDER

These requirements are needed in order to provide you with the best possible performance.

Please read and initial each section, then sign below. If you have ANY questions or ANY problems, please let Tom know IMMEDIATELY!

STAGE: _____

Tom requires a staging area at least 8' deep x 12' wide. If the audience is larger than 100, a stage or riser is required for visibility of PERFORMER. If stage is more than 12" high, steps should be located at the front or to the audience's right hand side. For outdoor performances, the stage should be covered to protect performer and equipment from direct sun or inclement weather conditions. Audience seating should begin approximately 8' to 10' from the stage. This is an audience participation program, the audience must be close! For after dinner engagements - please refer to the following floor plan layouts on the next page.

SOUND: _____

Handheld microphone on an adjustable Boom microphone stand.

(If Boom stand is not available, a straight stand will suffice.)

Microphone must not be attached to a podium! ***If wireless - a new battery should be installed!***

An RCA input to the sound system for Tom's music.

If the system does not accept RCA plugs Tom must be notified in advance.

Tom will also require an additional straight (no boom) adjustable microphone stand.

IMPORTANT:

An In-House - Ceiling Speaker PA system IS NOT SUITABLE!

The sound must be clear and loud enough to echo in the empty room.

when the room is empty - it is recommended you obtain a separate system.

Mr. Crowl prefers an Anchor Xtreme or Anchor Liberty Portable System in the event a system must be rented.

LIGHTING: _____

Basic lighting required. General wash with concentrated lighting center/front of stage.

Follow spot if available. House lighting should be at 3/4 as performer needs to see and interact with audience.

ADDITIONAL EQUIPMENT: _____

Tom will also require the following items on-stage: A stool or a small table.

SETUP/STRIKE: _____

Load in and parking area close to the stage is required. All required passes - parking & entry.

Setup time is 60 to 90 minutes prior to doors open. Strike time 15-20 minutes.

If other acts share the stage, stage hands to move props to and from performance area.

HOSPITALITY: _____

A dressing room or private area for changing. If other acts are performing they may share this dressing area - but it should not be available to the public. Easy access to bathrooms. Cold water is always welcome.

DURING PERFORMANCE: _____

Artist or their crews from previous or upcoming performances are not to be on-stage during Tom's performance.

No video taping without prior written consent. Tom does maintain the right to videotape his own performances.

If Tom arrives and finds any room or show arrangements will create an unsatisfactory performance, CLIENT agrees the arrangements will need to be corrected before the program goes on. If it is determined the corrections can not be made, Tom will be released from his obligation to perform and payment will be due in full.

Client Signature: _____

Room Layouts

We want YOU to look good!

You've hired professional entertainment and if things don't go well - it will reflect on you!

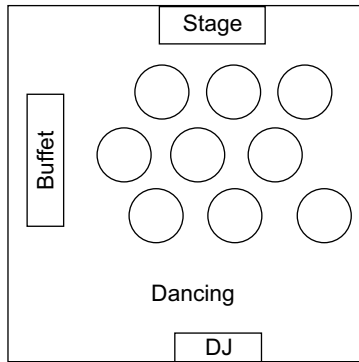
It makes sense to use Tom's experience and follow his advice when setting up the room.

The audience must be able to **SEE** the entertainer. **NEVER** put tables behind your entertainer.

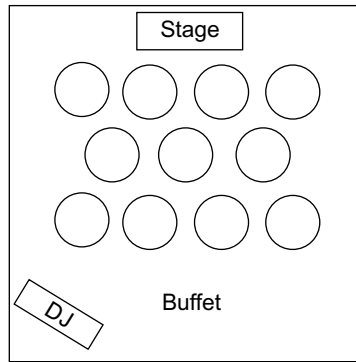
NEVER leave an open dance floor or buffet tables in front of your entertainer.

This show requires audience interaction - the audience seating should start 8' to 10' in front of the stage.

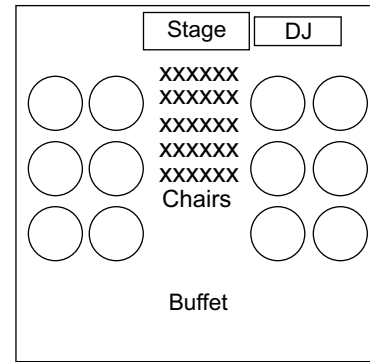
Below are some good room layouts:



1.



2.



3.

If you must have a dance floor in front of the stage, place chairs there for the performance.

They may be quickly removed for dancing following the program. In this event - your guests must sit in these chairs during the program, leaving the comfort of their table. Layout #1 & #2 are preferable as they allow your guests to remain seated and you avoid the confusion and aggravation of shuffling seats.

If your catering/convention manager tries to suggest a different style layout - please keep in mind they are doing so for their convenience. Most managers have no clue of how to set up the room for a successful program.

Often they never even see that part of your evening.

Tom has over 25 years of performing experience. He knows what it requires to connect with your group. His reputation as an entertainer, and your reputation with your organization depend on a great performance.

Please make certain that your room is configured in one of the layouts listed above.

If these requirements are not possible or available please contact Tom well in advance of the program. We are happy to help plan alternative measures to insure the success of your program.